


Handling Tools
Dies & Inserts
Safety Products
Float Valves



drilling@psbvn.com

Whatsapp/Line/Zalo+ 84 89 6677 890



PRESSURE SYSTEM BUILDERS
PSBV
V I E T N A M



Pressure System Builders Vietnam
16 Yen The St., Ward 2, Tank Binh Dist.
Ho Chi Minh
Vietnam

August 5, 2024

Sales and Service representation letter

Keystone Energy Tools, LLC
3711 Melancon Road
Broussard, LA 70518

Hereinafter called Keystone, declare that:

Pressure System Builders Vietnam
16 Yen The St., Ward 2, Tank Binh Dist.
Ho Chi Minh
Vietnam

Hereinafter called Pressure System Builders Vietnam, is the authorized distributor for KET products across Southeast Asia.

Territory: Vietnam, Thailand, Malaysia, Brunei, Indonesia, The Philippines, Myanmar, Timor, Laos, Cambodia, India, and Singapore

The letter of representation comes into effect on the 5th of August 2024 and is valid for the duration of the distribution agreement in between Keystone Energy Tools and Pressure System Builders Vietnam.

Keystone Energy Tools

Stamp Keystone Energy Tools, LLC


Amanda Delahoussaye
President







bridge the gap.

Keystone

ENERGY TOOLS

PRODUCT CATALOG



Certificate of Authority to use the Official API Monogram

License Number: 8C-0195

ORIGINAL

The American Petroleum Institute hereby grants to

KEYSTONE ENERGY TOOLS

3711 Melancon Road

Broussard, LA

United States

the right to use the Official API Monogram® on manufactured products under the conditions in the official publications of the American Petroleum Institute entitled API Spec Q1® and **API-8C** and in accordance with the provisions of the License Agreement.

In all cases where the Official API Monogram is applied, the API Monogram shall be used in conjunction with this certificate number: **8C-0195**

The American Petroleum Institute reserves the right to revoke this authorization to use the Official API Monogram for any reason satisfactory to the Board of Directors of the American Petroleum Institute.

The scope of this license includes the following: Casing, Tubing, Drill Pipe and Drill Collar Elevators at PSL 1, PSL 2

QMS Exclusions: No Exclusions Identified as Applicable

Effective Date: **JULY 5, 2022**

Expiration Date: **JULY 21, 2024**

To verify the authenticity of this license, go to www.api.org/compositelist.

Senior Vice President of Global Industry Services

Anchal Liddar



®

**American
Petroleum
Institute**



2019 151 | Digital

KET SLIP LIFTING DEVICE (“SLD”)

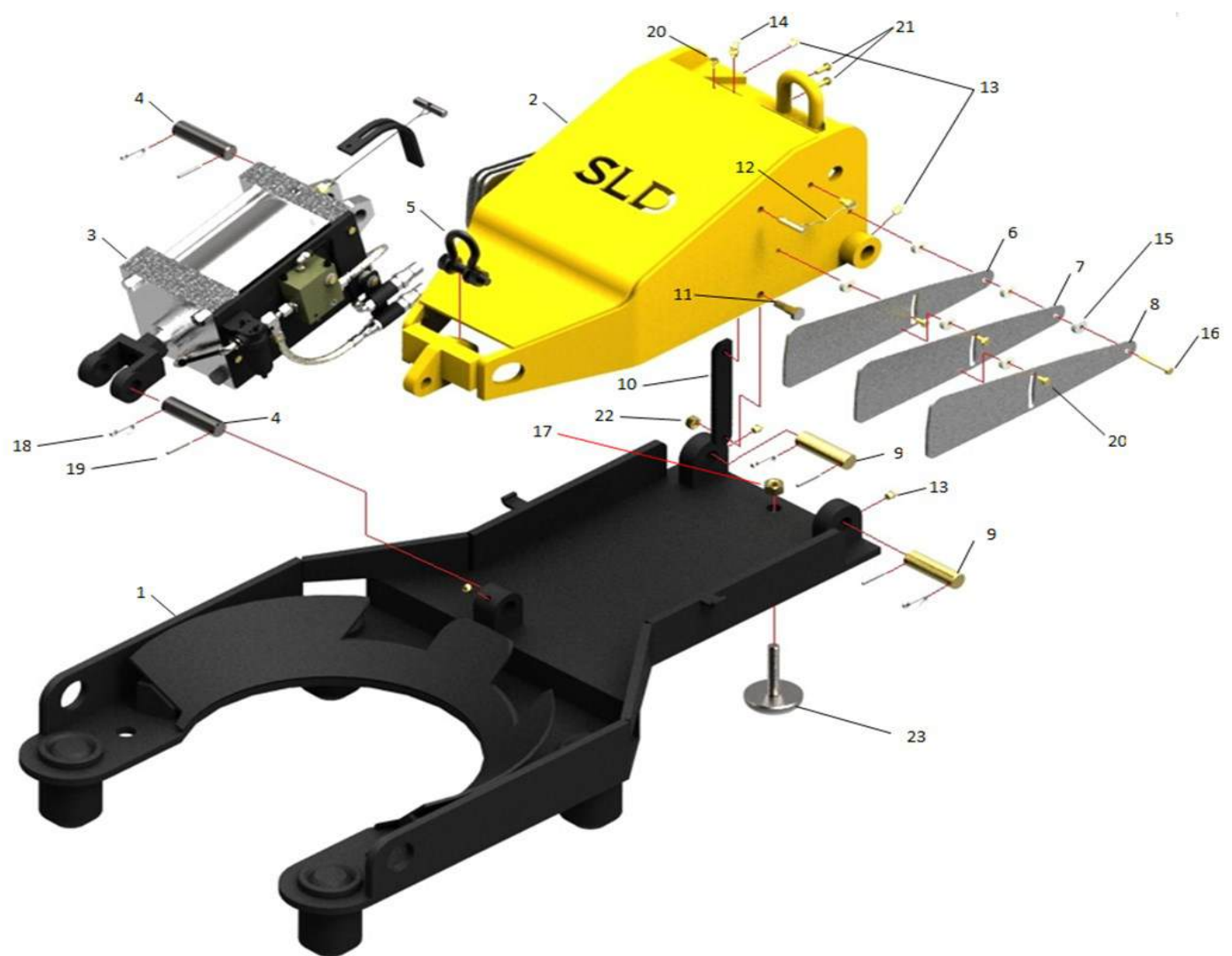
Keystone’s slip lifting device comes in pneumatic configuration. It is designed to be used while tripping in or out of the hole to help reduce fatigue and prevent injuries.

- ▶ Available for pin-drive or square-drive master bushings
- ▶ Can be used with conventional rotary, drill collar, or casing slips

PART NO.	DESCRIPTION	WT. SLD ONLY W/O SLIP
A26-100-PD	KET “SLD AIR ACTUATOR – PIN DRIVE	295
A26-100-SD	KET “SLD AIR ACTUATOR – SQUARE DRIVE	270
A26-800-PD	KET “SLD” HYDRAULIC OPERATED—PIN DRIVE	265
A26-800-SD	KET “SLD” HYDRAULIC OPERATED—SQUARE DRIVE	240
A26-220	KET “SLD” AIR OPERATED F/ XP-1000	535



KET AIR-SLIP LIFTING DEVICE (“SLD”)




AIR OPERATED SPECIFICATIONS	
PROPERTY	DESCRIPTION
MATERIAL	MILD STEEL WITH POWDER COAT FINISH
WEIGHT	260 LBS. (118KG) “SLD” ONLY W/O SLIP 525 LBS. (238 KG) WITH STORAGE STAND, CONTROL VALVE, AIR SUPPLY PLATE, AND HOSES
HEIGHT	RAISED 23.5” (597mm) - LOWERED (13.5” (343mm))
BASE DIMENSIONS	23.5” X 43.5” (600mm X 1105mm)
BASE OPENING	12.75” (327mm)
MINIMUM OPERATING PRESSURE	85 PSI

RMET AIR-SLIP LIFTING DEVICE ("SLD")

PRESSURE REGULATOR		
PART NO.	DESCRIPTION	QTY
A34-127	PRESSURE REGULATOR, LUBRICATOR, & FILTER COMPLETE W/PANEL	1
A34-129	FOOT OPERATED AIR CONTROL VALVE ASSEMBLY WITH BOX	1
A26-540-10	10' AIR HOSE	1
A26-540-15	15' AIR HOSE	1
A26-540-25	25' AIR HOSE	2



PRESSURE REGULATOR



AIR CONTROL VALVE

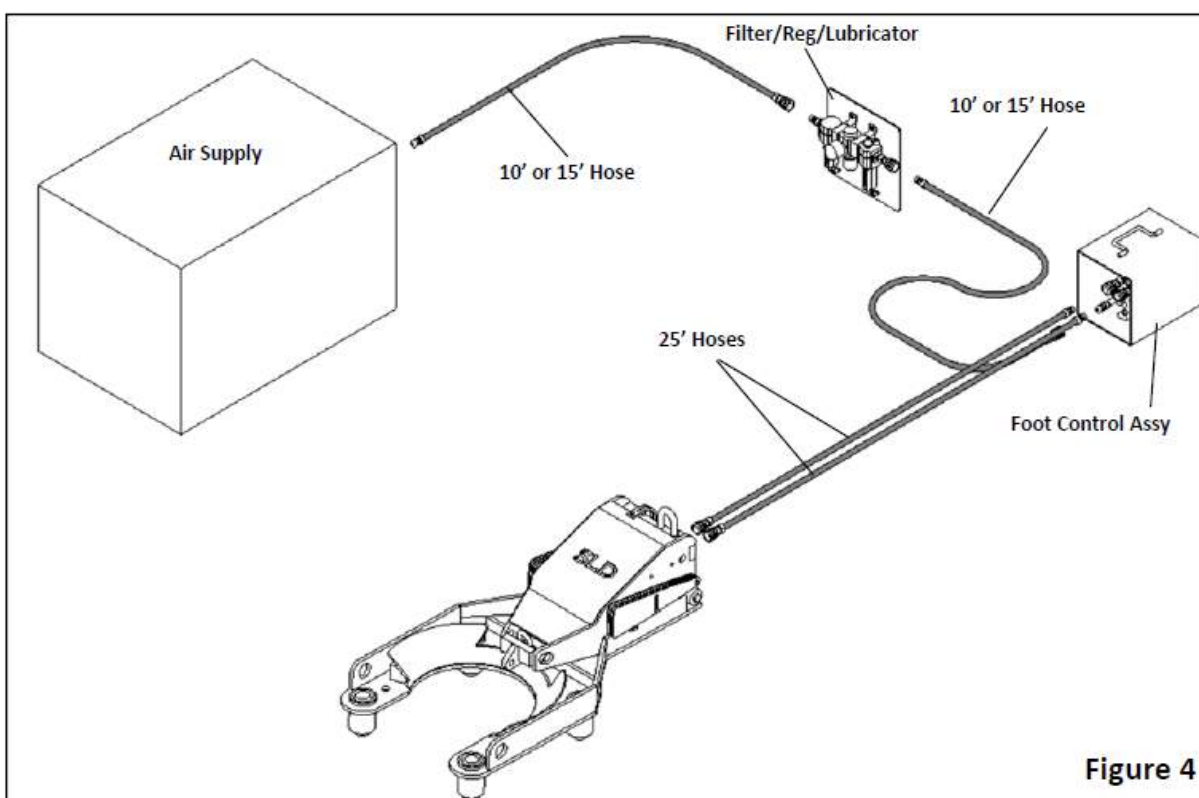


Figure 4

RMET SLIP LIFTING DEVICE ("SLD")

SLD PARTS LIST			
PART NO.	ITEM#	DESCRIPTION	QTY
A26-145-PD	1	BASE PLATE FOR AIR OPERATED PIN DRIVE "SLD"	1
A26-145-SD	1	BASE PLATE FOR AIR OPERATED SQUARE DRIVE "SLD"	1
A26-165	2	LIFT ARM FOR AIR OPERATED "SLD"	1
A26-115	3	CYLINDER ASSEMBLY FOR AIR OPERATED "SLD"	1
A26-515-P	4	CYLINDER PIN FOR AIR OPERATED "SLD"	2
ZSHK-08-07	5	SHACKLE	1
A26-165-S-I	6	INNER SIDE SHIELD FOR AIR OPERATED "SLD"	2
A26-165-S-C	7	CENTER SIDE SHIELD FOR AIR OPERATED "SLD"	2
A26-165-S-O	8	OUTER SIDE SHIELD FOR AIR OPERATED "SLD"	2
A11-117	9	LIFT ARM PIN	2
A26-165-K	10	KICKSTAND FOR AIR OPERATED "SLD"	1
A26-167	11	KICKSTAND BOLT FOR AIR OPERATED "SLD"	1
A26-165-M	12	KICKSTAND LOCK PIN WITH CABLE AND TIE DOWN BOLT	1
AZF-GZN-02-1	13	1/8" NPT GREASE ZERT, STRAIGHT	5
AZF-GZN-02-2	14	1/8" NPT GREASE ZERT, 45 DEG.	1
A26-829-NW-1	15	NYLON WASHER	12
	16	1/4" X 2" GRADE 8 HEX HD CAP SCREW, ZINC	1
	17	5/8" GRADE 8 HEX NUT, ZINC	1
	18	3/16" X 1 1/2" COTTER PIN	4
	19	3/16" X 1 ROLL PIN	4
	20	1/4" X 1/2" GRADE 8 HEX HD CAP SCREW, ZINC	7
	21	1/4" X 3/8" GRADE 8 HEX HD CAP SCREW, ZINC	2
	22	5/8" GRADE 8 HEX NUT, ZINC	1
A26-641-1	23	SUPPORT PAD ONLY FOR "SLD"	1

DU SLIP ADAPTER KIT					
	4 1/2" DU (26-507-B)	5 1/2" DU (26-507-J)	5 1/2" SDU (26-507-D)	7" SDU & LD (26-507-E)	QTY REQ'D
LIFTING LINK	A26-510-B	A26-510-K	A26-510-C	A26-510-B	1
TORQUE BLOCK (L)	A26-511-C	A26-511-D-L	A26-511-A-L	A26-511-B	1
TORQUE BLOCK (R)	A26-511-C	A26-511-D-R	A26-511-A-R	A26-511-B	1
HINGE PIN	A26-505	A26-505-B	A26-505-B	A26-505-B	2
SPRING	A26-518	A26-518	A26-518	A26-518	2
HANDLE PINS	A03-107	A03-107	A03-107	A03-107	4

SD SLIP ADAPTER KIT				
	ALL SDXL (26-507-A)	4 1/2" SDML (26-507-I)	5" SDML (26-507-H)	QTY REQ'D
LIFTING LINK	A26-510-A	A26-510-J	A26-510-G	1
TORQUE BLOCK	A26-513-B	A26-513-G	A26-513-E	1
TORQUE BLOCK	A26-513-B	A26-513-G	A26-513-E	1
HINGE PIN	A26-505-A	A26-505-A	A26-505-A	2
SPRING	A26-518	A26-518-REG	A26-518-REG	2
HANDLE PINS	A03-107	A03-107	A03-107	4

KET AIR-SLIP LIFTING DEVICE (“SLD”) FOR XP-1000



HYDRAULIC OPERATED SPECIFICATIONS	
PROPERTY	DESCRIPTION
MATERIAL	MILD STEEL WITH POWDER COAT FINISH
WEIGHT	715 LBS. (238 KG) WITH STORAGE STAND, CONTROL VALVE, AIR SUPPLY PLATE, AND HOSES
HEIGHT	RAISED 25" (635mm) - LOWERED 14.750" (375mm)
BASE DIMENSIONS	33" X 50.5" (838mm X 1283mm)
BASE OPENING	18" (457mm)
MINIMUM OPERATING PRESSURE	90PSI

KET HYDRAULIC-SLIP LIFTING DEVICE



HYDRAULIC OPERATED SPECIFICATIONS	
PROPERTY	DESCRIPTION
MATERIAL	MILD STEEL WITH POWDER COAT FINISH
WEIGHT	260 LBS. (118KG) “SLD” ONLY W/O SLIP 435 LBS. (238 KG) WITH STORAGE STAND, CONTROL VALVE, AIR SUPPLY PLATE, AND HOSES
HEIGHT	RAISED 23.5” (597mm) - LOWERED 11.5” (343mm)
BASE DIMENSIONS	23.375” X 43.5” (594MM X 1105MM)
BASE OPENING	13” (330mm), SQUARE 8.313” (211mm)
MINIMUM OPERATING PRESSURE	2500 PSI



PRESSURE SYSTEM BUILDERS
PSBV
V I E T N A M

MALAYSIA: No. 49-1, Jalan 7/7A, 43650 Bandar Baru Bangi, Selangor

VIETNAM: 16 Yen The, Ward 2, Tan Binh District, HCMC

THAILAND: 245/19 Moo1 T.Khaorooopchang, Muang Songkhla, 90000

drilling@psbvn.com

+ 84 89 6677 890
WhatsApp/Line/Zalo