
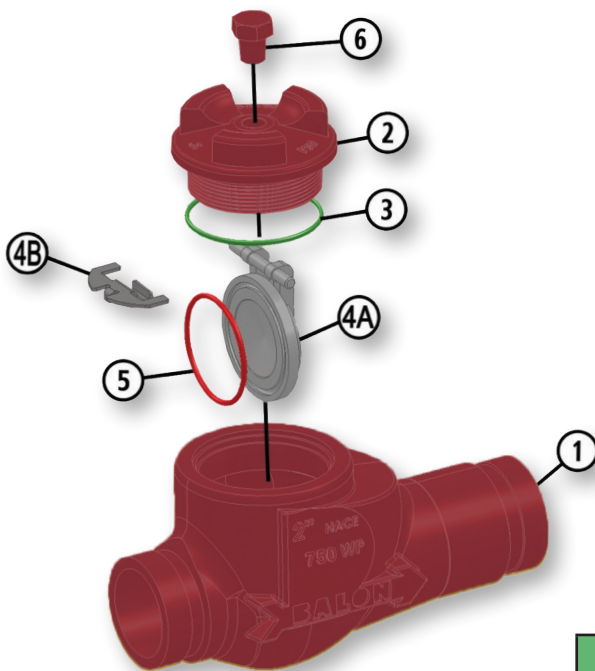


Grooved End Connection

Series D Ductile Iron

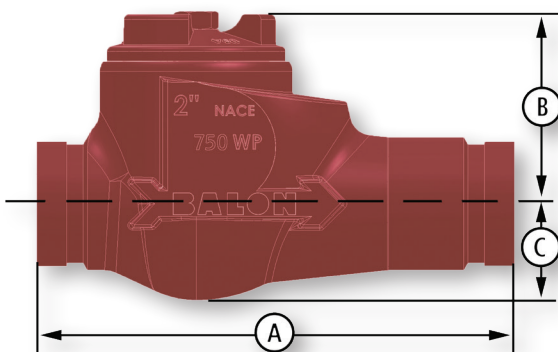


- 100% Made in USA
- Top Entry Swing Check Valve
- 750 PSI WP
- 2" Through 4"
- Threaded Body Construction
- NACE Standard
- High Grade Annealed Ductile Iron for Better Corrosion Resistance and Greater Yield Strength
- Patented Hinge-Works for Extended Life
- Replaceable 316 Stainless Steel Disc Standard
- Fully Machined Grooves
- Improved by Design for Easier Bonnet Removal



Material Description

ITEM	PART NAME	DESCRIPTION
1	Body	ASTM A395 Class 60-40-18 Fully Annealed
2	Bonnet	ASTM A395 Class 60-40-18 Fully Annealed
3	Bonnet Seal	Fluorocarbon
4A	Disc	Replaceable 316 Stainless Steel
4B	Disc Hanger	316 Stainless Steel
5	Disc Seal	Fluorocarbon
6	Pipe Plug	Carbon Steel



Dimensional Data

SIZE	CATALOG	PORT	WP	A	B	C	LBS.
2	2F-D32-GE	2	750	9.00	3.58	1.82	10
3	3F-D32-GE	3	750	10.75	4.50	2.45	20
4	4F-D32-GE	4	750	12.00	5.54	2.95	36